



Qs School Online Tests

PARENTS/STUDENT GUIDE

Overview

This document provides a specific guideline to Access Qs School Online Term Test.



How to login to Qs School online School

Qs Online School Support:

PC, Mac book and iMac

Android phone, iPhone, and iPad user friendly in “Online Lesson” and “Online Test”

Web Browsers Support:

“Google Chrome”

“Apple-Safari”

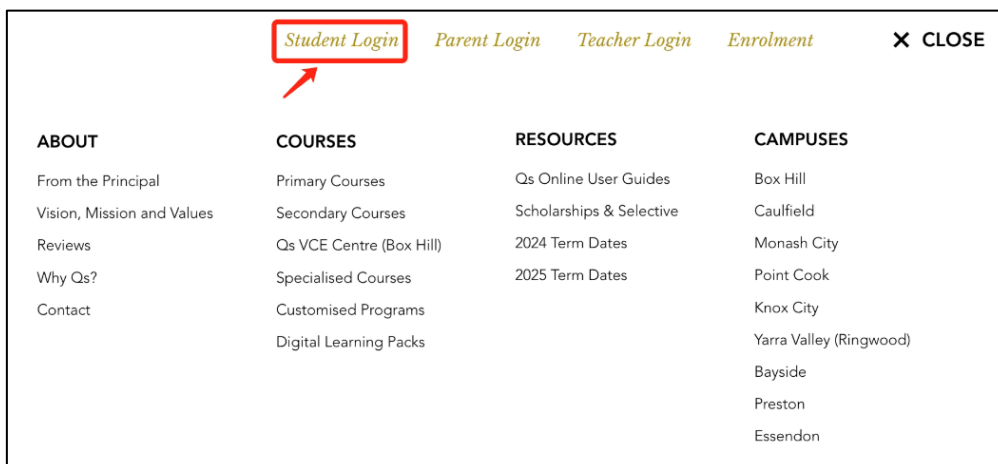
“Firefox”

1 Ensure the device has completed the installation of Zoom application

For Installation:

- PC/Mac: <https://www.zoom.us/download>, Select: “Zoom Client for Meetings”
- Pad, Mobile: App store or Google Play: Select: “Zoom cloud meetings”

2 Go to Online School website at <https://www.qsschool.com.au/> click on ‘MENU’ and then select ‘Student Login’. / 通过 Qs 网站的主页, 点击 ‘MENU’ 选项进入 ‘Student Login’ 系统界面。



Student Login



Student Account Holder

Student ID:

Password:

Sign in

[Forgot the password?](#)



Qs School Group

Email: boxhill@qsschoolgroup.com.au Tel: 03 9898 6048



How to access to the Qs online Mock/Term Test

1

After logging in, you can find 'Oline Test' menu by clicking on 'Oline Test', you can find your Mock/Term Test plan and test list on the right.

Test Plan	Due Date	Test Name	Duration	Complete	
2024T3L3 Sup Online Voc Test		Term3 Level3 Sup Online Voc Test Week8	10 min	No	Go
2024T3L3 Term Test	9/13/2024 11:5	2024T3L3 GA Term Test	30 min	No	Go
2024T3L3 Term Test	9/13/2024 11:5	2024T3L3 Maths Term Test	30 min	No	Go
2024T3L3 Term Test	9/13/2024 11:5	2024T3L3 English Term Test	30 min	No	Go

2

Select one of your test, Click 'Go' then click 'Start' to start the test. E.g. ↓

2020T1L4 English Mock Test

Test Information

Date: 08/03/2020 09:45 上午 ~ 06/04/2020 09:36 上午

Duration: 30 Min

Number of Questions: 30

Total Mark: 100

Hurdle Mark: 0

Test Type: General Examination

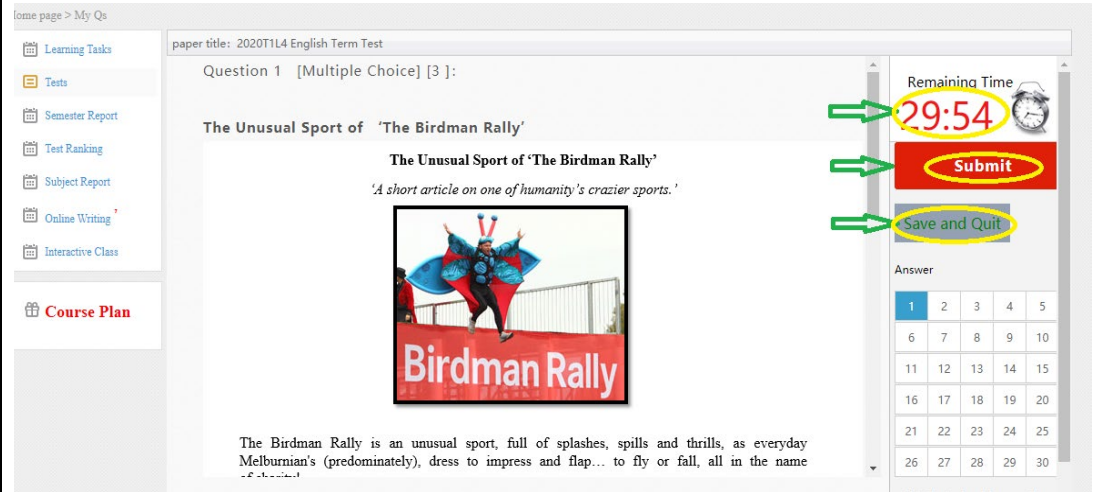
Start

Instructions

- Test information will be displayed on the right side, please pay attention to the exam time remained
- Please press numbers in boxes on the right side to switch to another question
- Please answer all questions and then press submit

Start Close

3 The details of the questions will be shown below,



Note:

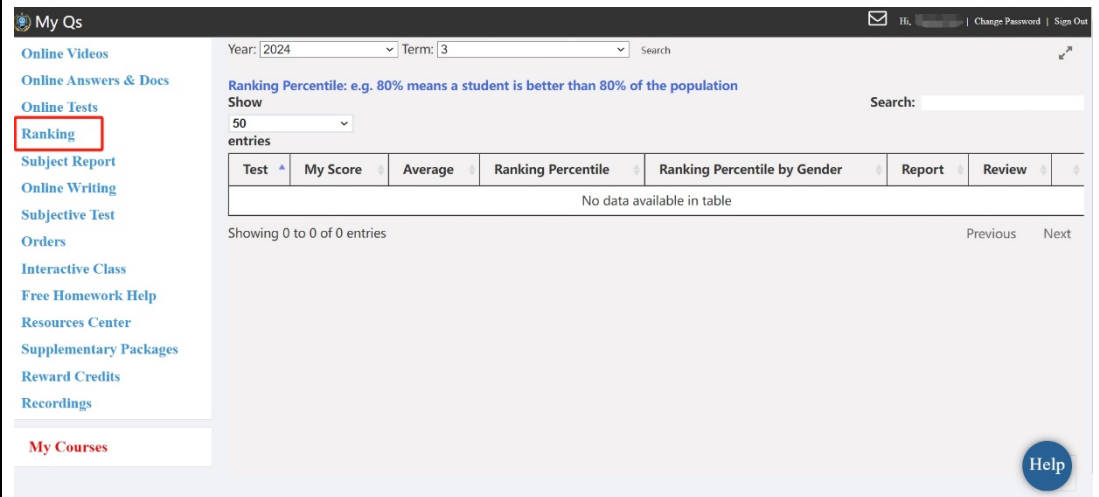
1. Be aware of the time limit on top of the right corner
2. Click "Submit" once you complete all questions.
3. Click "Save and Quit" to save unfinished test, and continue next time



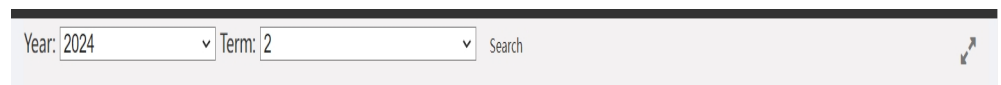
HOW TO VIEW TEST QUESTIONS, RESULTS, AND COMPUTER ANALYSIS REPORT

1 Go to Online School website at <https://www.qsschool.com.au/> click on 'MENU' and then select 'Student Login'. / 通过 Qs 网站的主页, 点击 'MENU' 选项进入 'Student Login' 系统界面。

2 After logging in, click onto the 'Ranking' on the left menu



3 Choose the 'Year' and 'Term' of the report you wish to view, then press 'search'. Now the relevant Test Results should appear, this should include the score, average, as well as ranking.



- 4** To review the test report--click the 'Report' button to view the detailed analysis of a selected test. This analysis includes a few features:

The screenshot shows the 'My Qs' interface. At the top, there are filters for Year (2024) and Term (2). Below the filters, there is a search bar and a 'Show 50 entries' dropdown. A table displays test results with columns for Test, My Score, Average, Ranking Percentile, and Ranking Percentile by Gender. The 'Report' button for each test is highlighted with a red box. Below the table, there are navigation buttons for 'Previous' and 'Next'.

Test	My Score	Average	Ranking Percentile	Ranking Percentile by Gender	Report	Review	Trend
2024T2L3 English Term Test	73%	61%	78%	72%	Report	Review	Trend
2024T2L3 GA Term Test	80%	64%	84%	81%	Report	Review	Trend
2024T2L3 Maths Term Test	87%	64%	93%	97%	Report	Review	Trend

- 5** Second, click the 'Review' button to review question by question, the answers and explanations of the test:

The screenshot shows the 'My Qs' interface. The 'Ranking Percentile' text is highlighted with a red box. In the table, the 'Review' button for each test is highlighted with a red box. The 'Report' button is also highlighted with a red box.

Test	My Score	Average	Ranking Percentile	Ranking Percentile by Gender	Report	Review	Trend
2024T2L3 English Term Test	73%	61%	78%	72%	Report	Review	Trend
2024T2L3 GA Term Test	80%	64%	84%	81%	Report	Review	Trend
2024T2L3 Maths Term Test	87%	64%	93%	97%	Report	Review	Trend

- 6** Click the 'Trend' button to review the test result trends and find out more about the student's advantages and where they need to improve.

The screenshot shows the 'My Qs' interface. In the table, the 'Trend' button for each test is highlighted with a red box. The 'Report' and 'Review' buttons are also highlighted with a red box.

Test	My Score	Average	Ranking Percentile	Ranking Percentile by Gender	Report	Review	Trend
2024T2L3 English Term Test	73%	61%	78%	72%	Report	Review	Trend
2024T2L3 GA Term Test	80%	64%	84%	81%	Report	Review	Trend
2024T2L3 Maths Term Test	87%	64%	93%	97%	Report	Review	Trend

